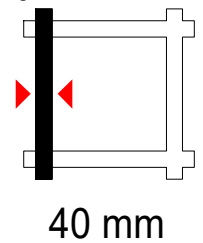
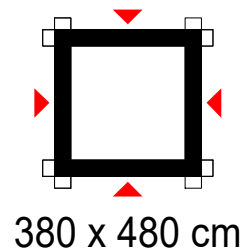
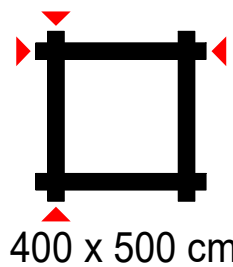
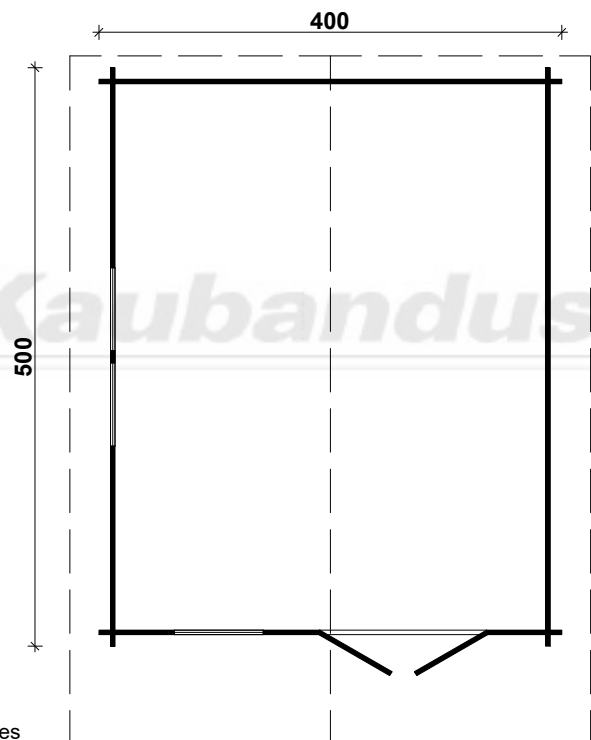


# Enzo C1 40




TENE Kaubandus



DE Alle angegebenen Maße sind ca.-Maße  
 EN All dimensions are approximate  
 NL Alle maten zijn circa maten  
 NO Alle vedlagte mål er ca  
 ES Todas las dimensiones son aproximadas  
 PT Todas as dimensões são aproximadas  
 PL Wszystkie wymiary są przybliżone  
 EE Kõik mõõdud on ligilähedased  
 IT Tutte le misure indicate sono circa  
 DK Alle angivne mål er ca.-mål  
 SE Samtliga mått är ungefärliga  
 FR Toutes les dimensions fournies sont approximatives

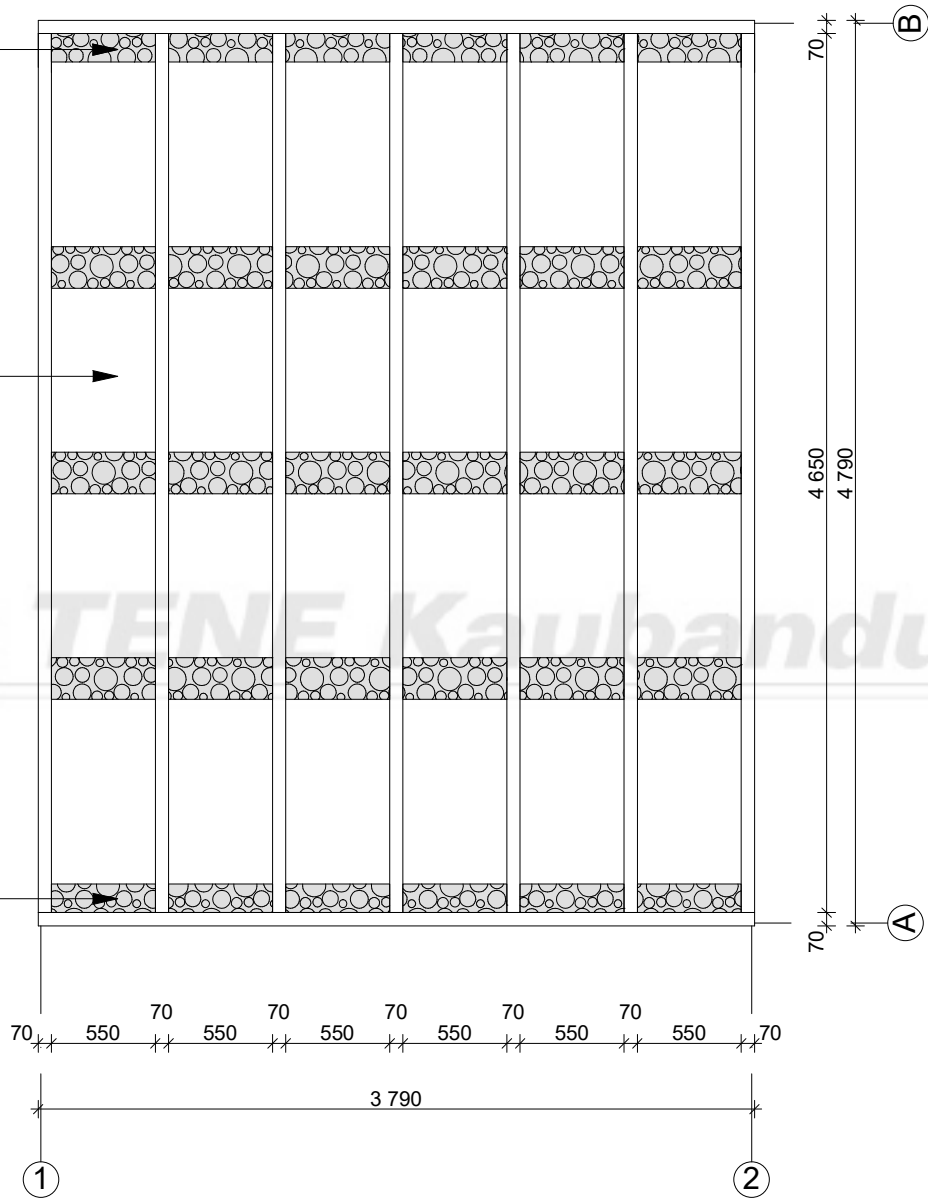
# Enzo C1 40 mm / 400 x 500 cm




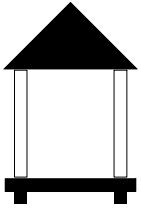
Proposal 1:  
Strip foundation  
compacted gravel  
or concrete

Proposal 2:  
Total area  
compacted  
gravel

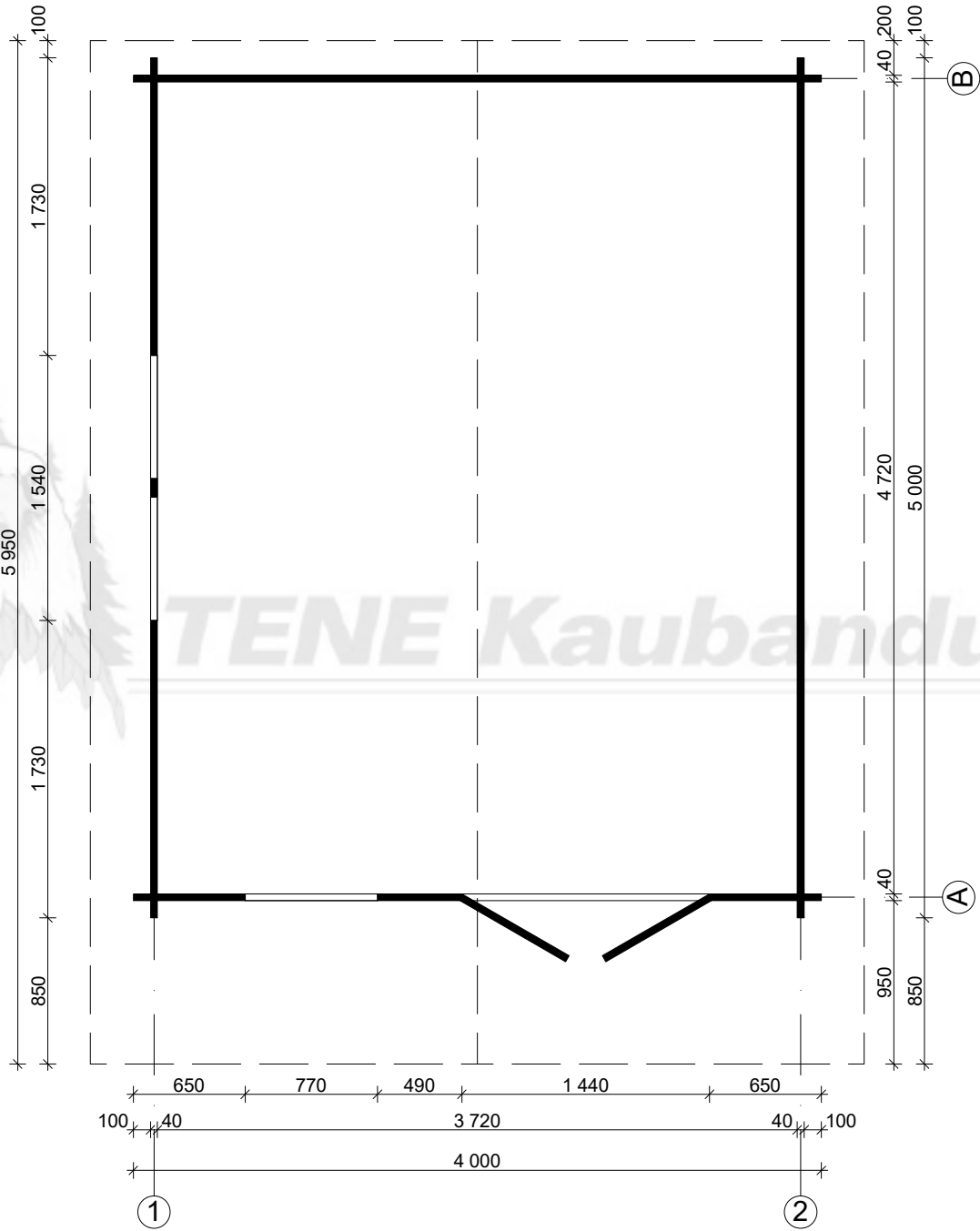
Compacted gravel  
or concrete  
ca. 250 mm wide  
ca. 600 mm deep



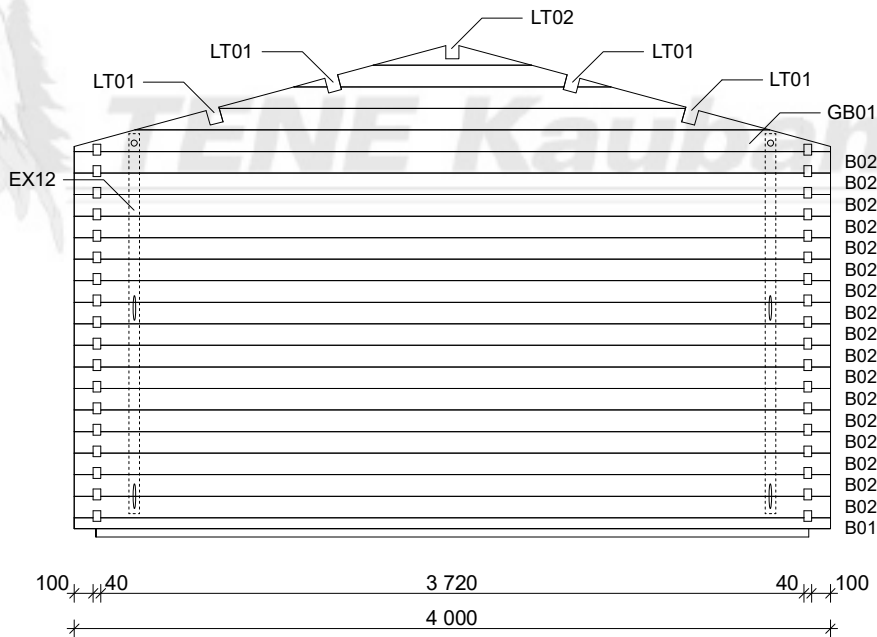

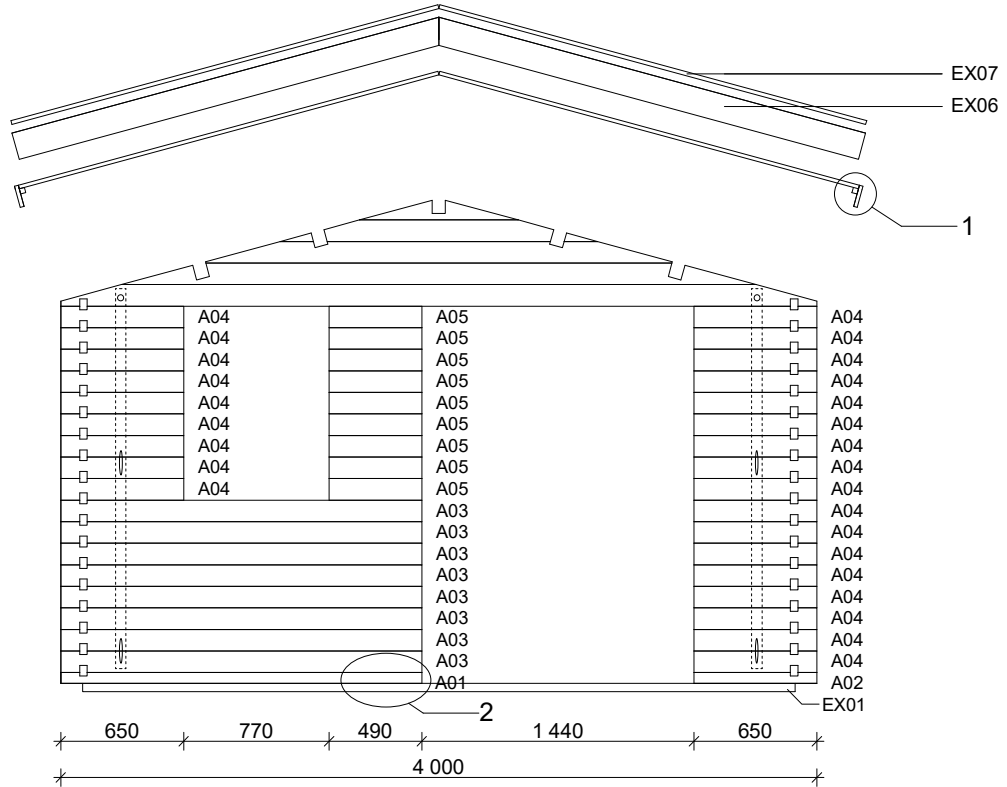
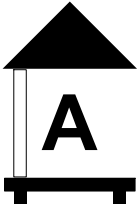
# Enzo C1 40 mm / 400 x 500 cm



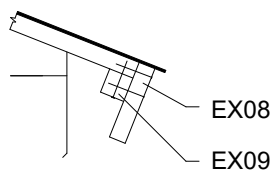
TENE Kaubandus



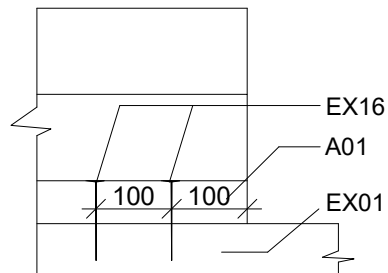
# Enzo C1 40 mm / 400 x 500 cm



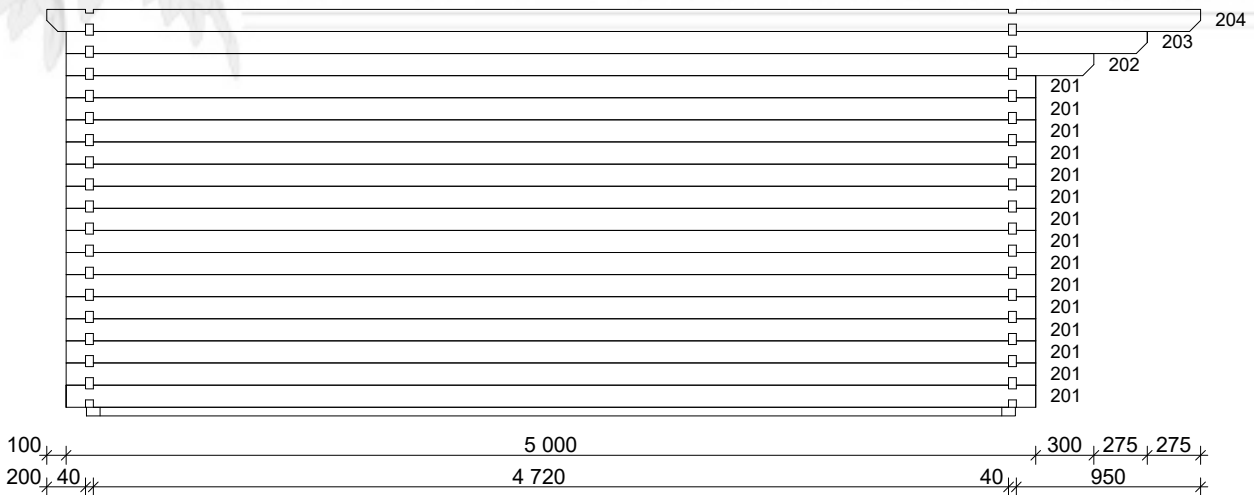


1



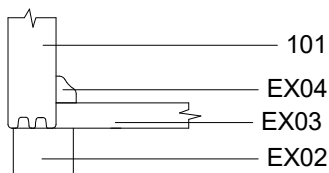
2



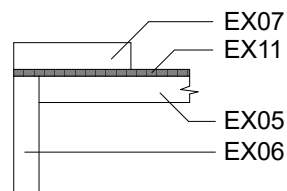
# Enzo C1 40 mm / 400 x 500 cm



## A-A






















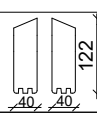






## B-B












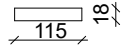




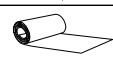

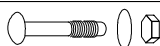








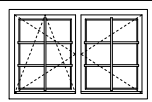


TENE Kaubandus

## Enzo C1 40 mm / 400 x 500 cm

Nr.		 mm	 mm	 x
A01			1910	1
A02			650	1
A03			1910	8
A04			650	26
A05			490	9
B01			4000	1
B02			4000	17
101/201			5000	22
102			1760	17
103			2060	1
104/203			5575	2
202			5300	1
105/204			5950	2(1+1)
LT01			5950	4
LT02			5950	1
GB01			4000	2

## Enzo C1 40 mm / 400 x 500 cm

Nr.			 mm	 mm	 x
<b>EX01</b>	Foundation beams / Fundamenthölzer			3790	2
<b>EX02</b>				4650	7
<b>EX03</b>	Floor boards / Fußbodenbretter	V1 >		3716	54+1
		V2 >		3716	43+1
<b>EX04</b>	Baseboard / Fußleisten			ca. 16,9 m	
<b>EX05</b>	Roof boards / Dachbretter	V1 >		2300	136+2
		V2 >		2300	110+2
<b>EX06</b>	Fascia board / Giebelblende 			2340	4
<b>EX07</b>	Gable edge board / Giebelabschlussbrett			2340	4
<b>EX08</b>	Eave edging / Traufenbrett			5950	2
<b>EX09</b>	Eave edging slat / Traufenleiste			2975	4
<b>EX10</b>	Diamond / Raute				2
<b>EX11</b>	Roofing felt / Dachpappe				--
<b>EX12</b>	Storm braces / Sturmleisten 			2010	4
<b>EX13</b>				M8 x 70	12
<b>EX14</b>				4,0 x 40	120
<b>EX15</b>				4,0 x 50	1000
<b>EX16</b>				5,0 x 70	25
<b>EX17</b>				6,0 x 140	60
<b>EX18</b>				1,4 x 35	50
<b>EX19</b>				300-400	
<b>EX20</b>	Double door / Doppeltür ca. 1425 x1955mm - 40 mm				1
<b>EX21</b>	Window / Einzelfenster ca. 765 x 990 mm - 40 mm				1
<b>EX22</b>	Double window / Doppelfenster 1472 x 990 mm / 40 mm				1